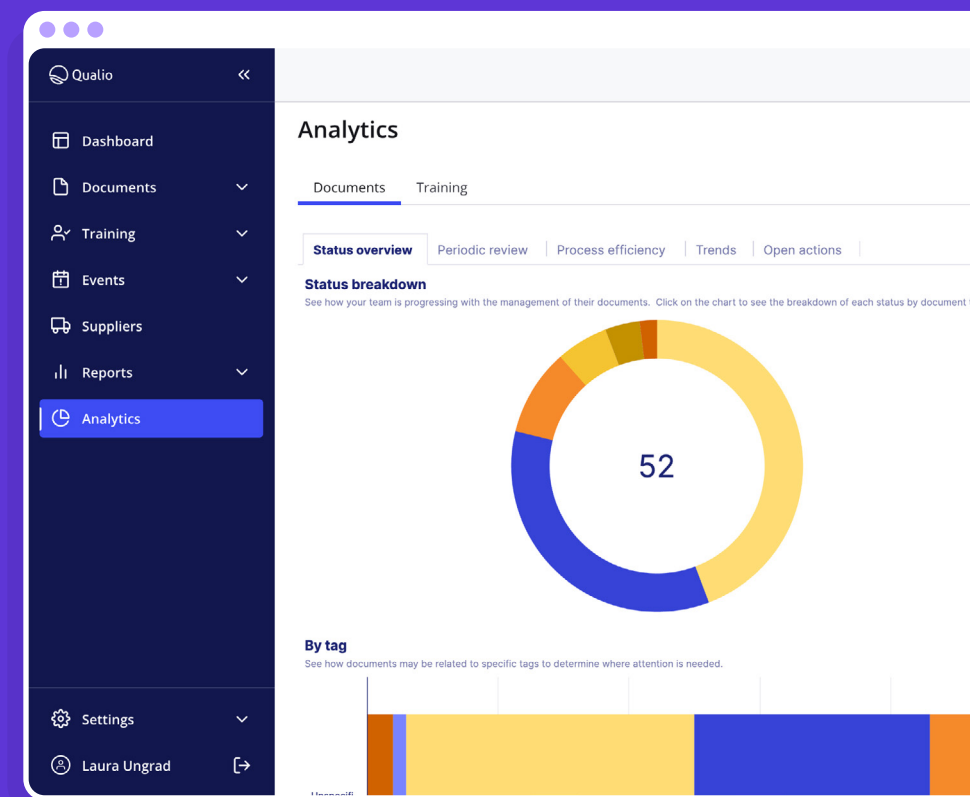


# Qualio Analytics

For data-driven quality improvement





Qualio's eQMS software empowers growing life science organizations to do their vital work with a stronger, faster, more quality-centric approach. Our software is built and continuously improved with three key objectives at the core:



To be the easiest, most intuitive eQMS on the market



To seamlessly connect your internal and external stakeholders to your quality work



To empower your growth with flexible, collaborative quality content management

Over 650 life science businesses across the globe now use Qualio to optimize and automate their quality management systems.

[Request a demo](#)

# Quality analytical software for modern life science challenges



*Qualio's extensive reporting and analytics capabilities are a distinguishing feature, enabling us to spot problem areas and make informed choices. Our productivity has increased dramatically and our quality management procedures have become much more efficient.*



**WHITNEY DEVENNY-ZULESKI**

Manager  
Pipeline Assets



*In the past, we had multiple spreadsheets which needed pulling together. It took days. Now I can build management reports the day of the meeting, because I can pull the information right out of Qualio.*

**STAN SPAGNUOLO**

Director of Quality Assurance  
Koneksa



# Quality analytical software for modern life science challenges



*The cost of our Qualio licenses is insignificant compared to what we've saved by improving our processes.*

**PETER BRUESEHOFF**

Director of QA  
Watchmaker Genomics



Watch interview snippet



*Qualio gives us robust reporting and analytics tools to track key performance and new trends.*

**AYUSH SRIVASTAVA**

Technical Support Engineer  
StayinFront



# Our customers report...

**>90%** reduction in quality admin time

**30%** faster quality processes

**140%** faster speed to market

**\$10-30k** consultancy costs mitigated by pre-built quality document template library

**5x** faster external audits



More collaborative quality cultures built on controlled information



Simplified compliance with ISO 9001, ISO 13485, GxP, and more

# 5 features for full visibility of your quality landscape

This datasheet is designed to give you and your colleagues an introduction into how the Analytics area of Qualio unlocks unprecedented insight and visibility of your organization's quality.

We've picked out the 5 top things we think you should see.

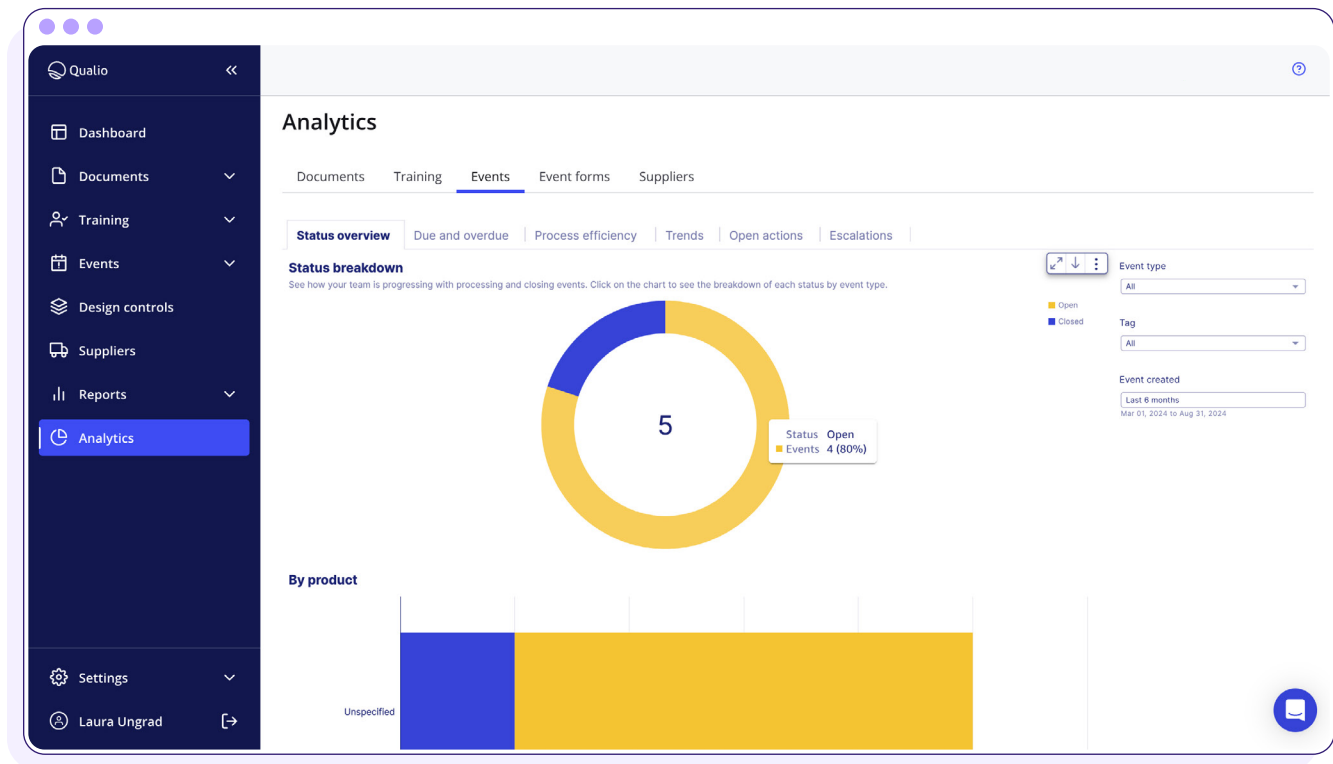
Want to see more, including a walkthrough of Qualio in action? Visit the last page to book a demonstration at a time that suits you.

# 1 Quality data at your fingertips for full visibility

In a living, breathing eQMS, your document, training, event and supplier record numbers only go in one direction: up.

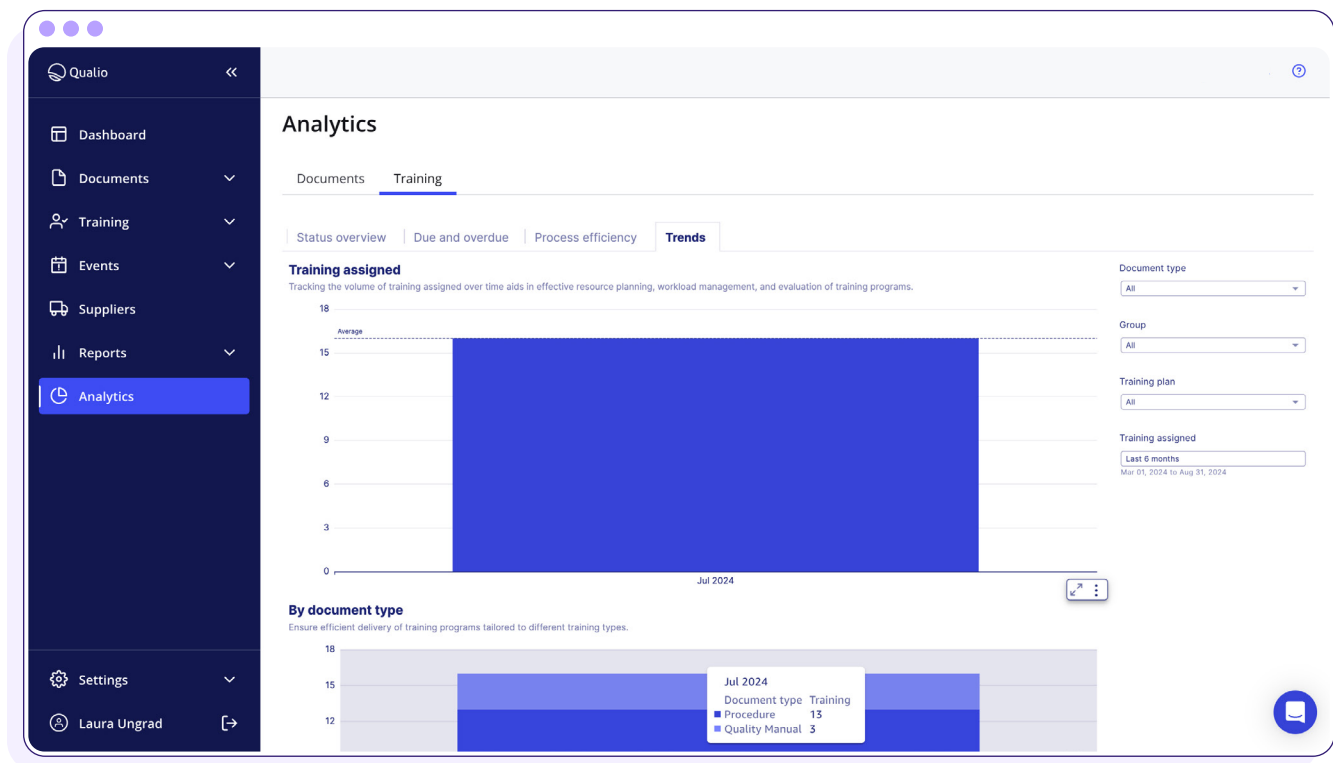
But that doesn't have to mean confusion, chaos, or analysis paralysis.

Quickly drill into key data points from across your Qualio platform, straight from the Analytics screen, to check up on your quality landscape in seconds. View open and closed quality events, filtered by product, root cause, owner and more.



# 1 Quality data at your fingertips for full visibility

Check out document statuses and filter by tags. Explore your supply chain at a glance, including upcoming review tasks. Or dive into training overviews, trends, departmental statuses, pending actions and more.





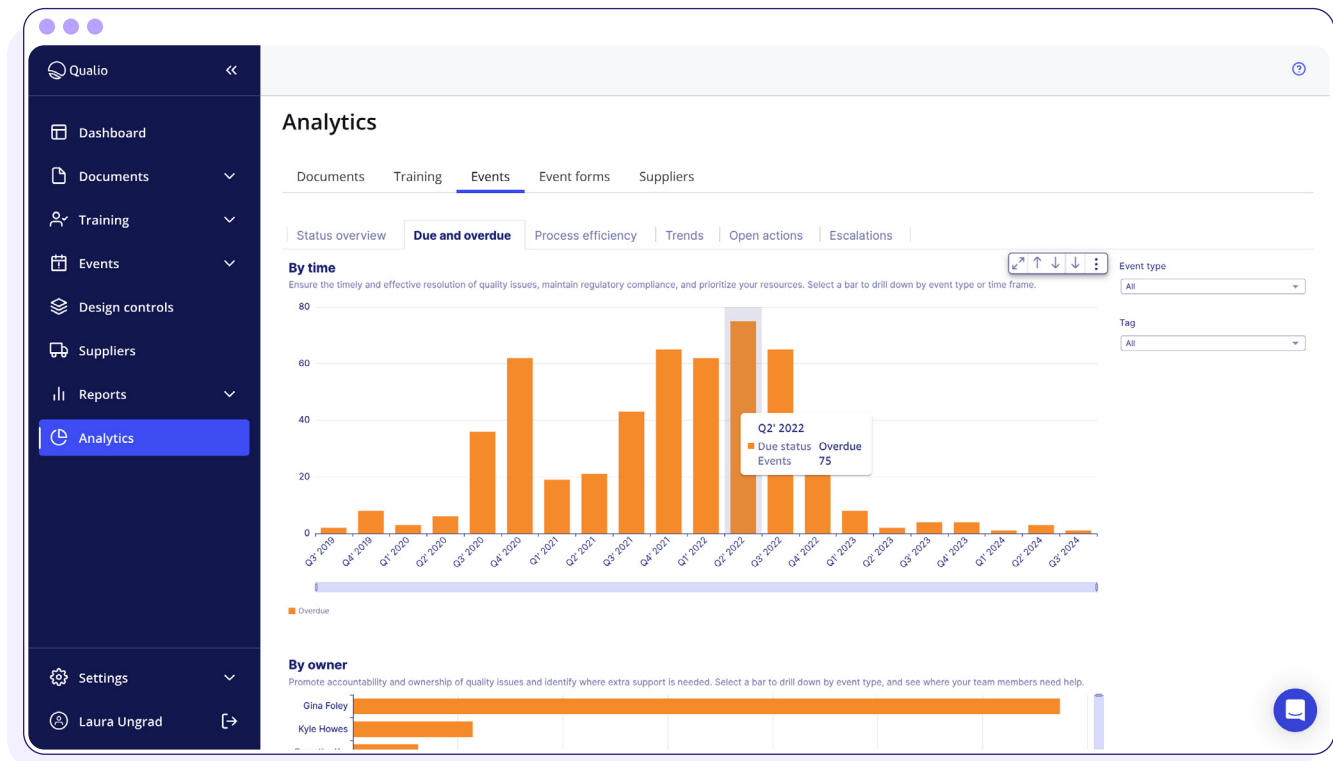
## 2 Real-time insights for smarter decision-making

Modern quality management needs fast access to reliable, actionable data.

Qualio Analytics makes it easy to make the right quality decisions, backed by up-to-date info you can trust.

Explore key data points like due and overdue document, training, event and supplier tasks, across bespoke time periods and by owner.

Spot underlying patterns and quality issues early, then plan ahead to allocate resources strategically and close out tasks.



# 3 Temperature-taking for constant quality and compliance

Qualio Analytics surfaces actionable insights to let you ensure your business is always meeting its quality, compliance and SLA requirements.

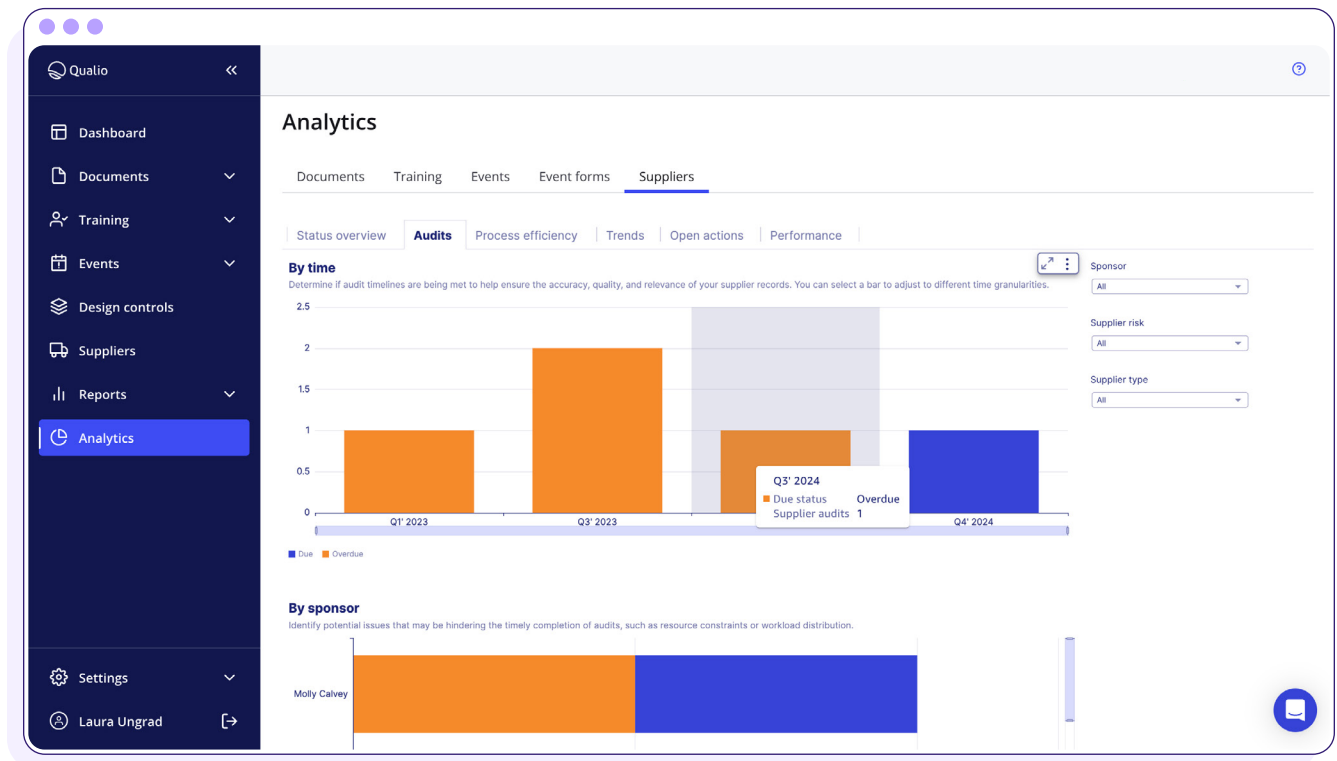
Check document, supplier and event cycle times to see how strong your throughput and remediation processes are.



# 3 Temperature-taking for constant quality and compliance

Compare issues across products and allocate resources accordingly to get your entire range safe and market-ready.

And spot patterns in overdue training and supplier diligence, then proactively reach out to groups and individuals to shore up compliance and audit readiness before your auditor comes knocking.

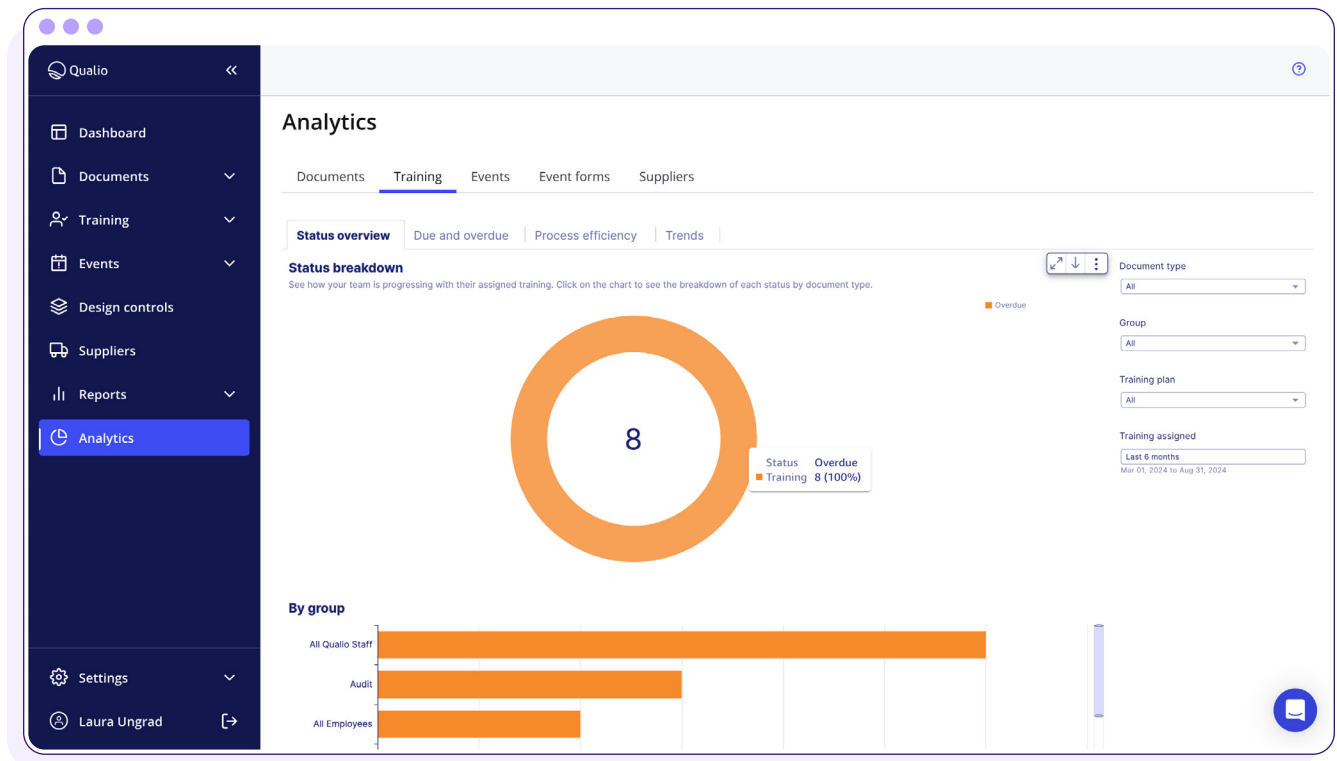


# 4 Exportable info in seconds to share your quality status

Want to share analytics data with your senior leadership team for a management review? With a key customer? Or with an incoming auditor?

Enjoy snapshot visibility of key metrics like:

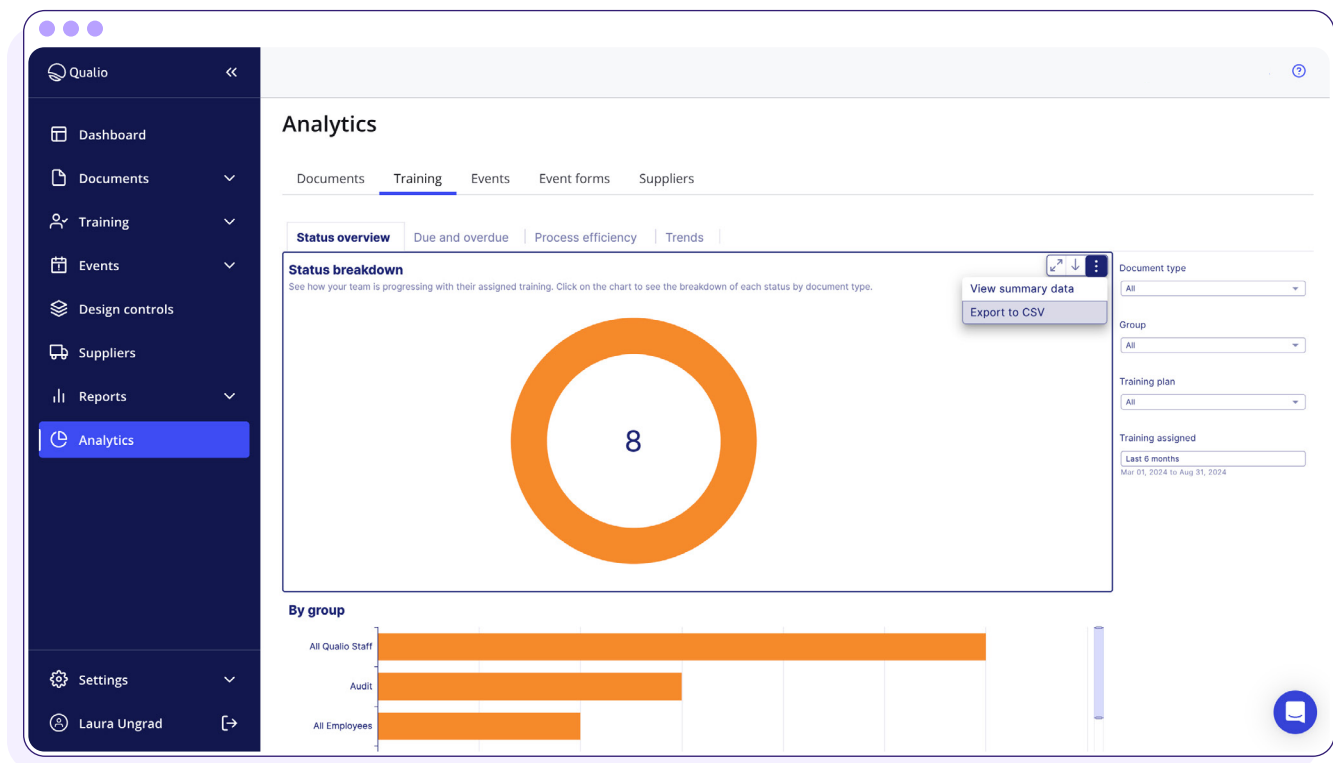
- › Open and closed events
- › Statuses across document versions
- › Due and overdue training actions
- › Due and overdue supplier reviews
- › Time taken to resolve events by type
- › Document cycle times
- › Event creation trends
- › Group and individual training performance



# 4 Exportable info in seconds to share your quality status

Then export these insights at the click of a button.

No more running to the filing cabinet while your auditor waits!

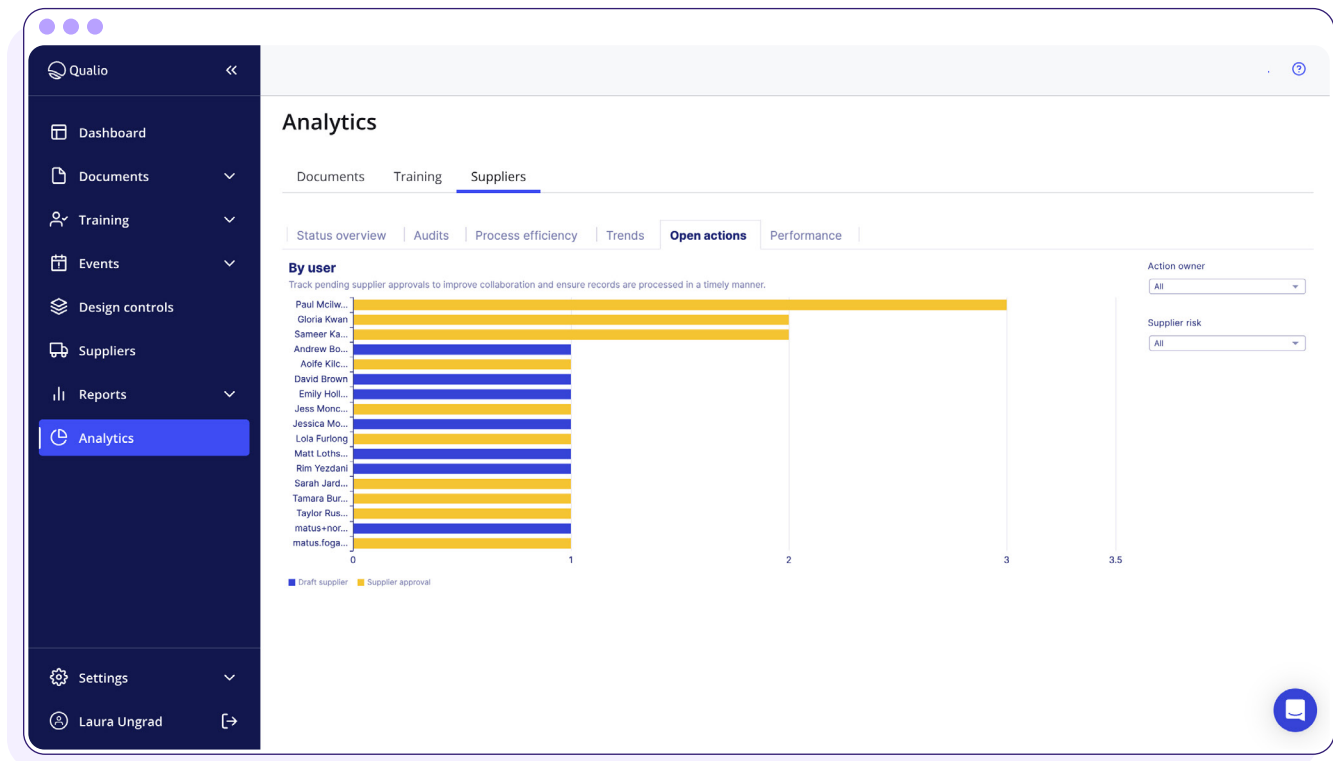


# 5 Company-wide accountability to keep things moving

Bottlenecks and delays are common, but can go unnoticed and untreated until damage is already done.

Qualio Analytics throws light on the obstacles and hurdles blocking your vital quality work, giving you the targeted visibility you need to ensure things get done.

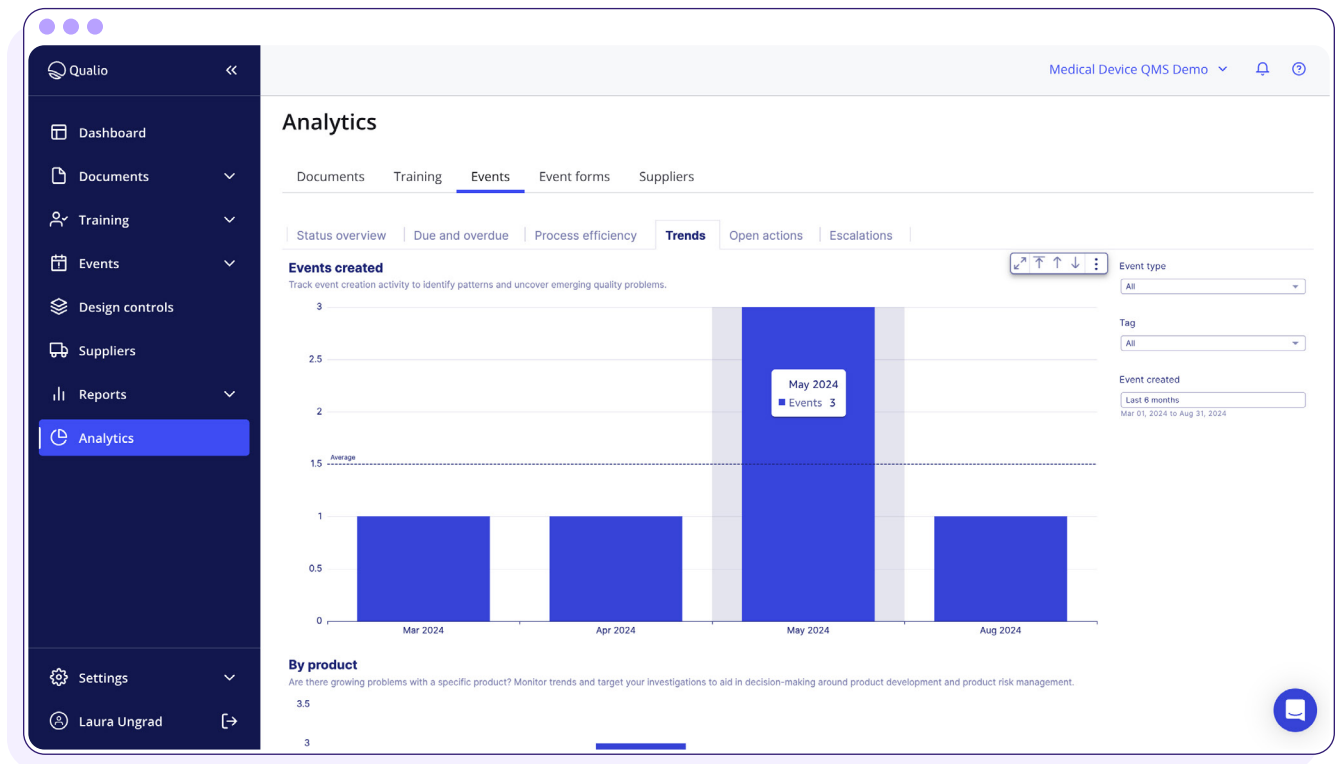
Drive accountability across your teams and departments, and make quality everyone's responsibility, with system reports of pending steps, tasks and actions by user.



# 5 Company-wide accountability to keep things moving

Spot bottlenecks, then open them to ensure CAPAs, deviations and nonconformances are closed out promptly.

And keep your finger on the trends and KPIs that matter to you by building custom fields in Qualio Events forms, then tracing them in Qualio Analytics.



# The ROI of Qualio

Manual, paper-based document systems bring a slew of hidden costs to your business, which a Qualio investment completely eliminates.



[Get your ROI figure >](#)

**\$8m** Average cost of a product recall

**\$400k** Average cost of an FDA warning letter

Every day the average life science product is kept from the US market =

**\$136k** in lost revenue

Suboptimal quality processes cost the average med device company:

**≈8%** of annual revenue

\$1 not properly spent on proactive nonconformance prevention =

**\$10** of extra appraisal costs

**\$100** of extra remediation costs



# 12 reasons to trace your quality analytics in Qualio



Read our whitepaper!

[Why your life science business needs electronic document management ›](#)

1

Present visual QMS insights to colleagues, customers and auditors

2

Ensure accountability by surfacing blockages and missed actions

3

Make your company constantly ready for regulatory inspection by spotting trends and underlying issues, then tracing actions to completion

4

Apply custom filters to get the info you need

5

Export analytic charts and data for further use

6

Make smart, data-driven decisions: plan proactively and route actions to get things done

7

Replace murky paper and spreadsheet processes with always-on digital insight

8

Save up to 1 FTE of export and analysis work by automating

9

Prepare for management reviews in minutes, not days

10

Drive continuous improvement with the right data

11

Access digestible system data at the click of a button

12

Understand how your QMS works in real time



# *Unlock total control of your quality landscape*

We'll answer your questions, give you a live tour of Qualio and help you determine if we're a good fit for your organization.

[Schedule a demo with us](#)

